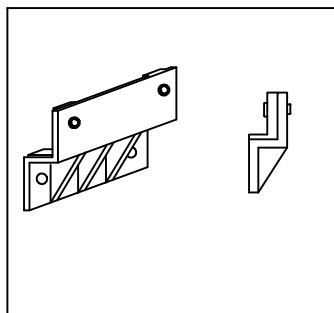


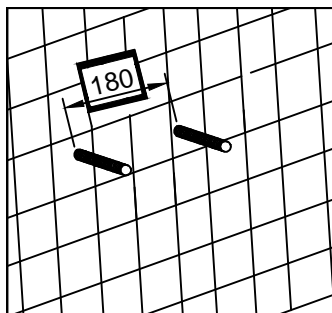


# ISVEA

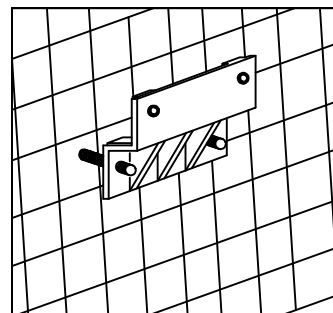
1962 ITALIA



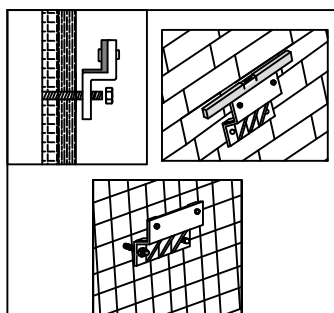
Smart-fix plus wallhung bidet equipment



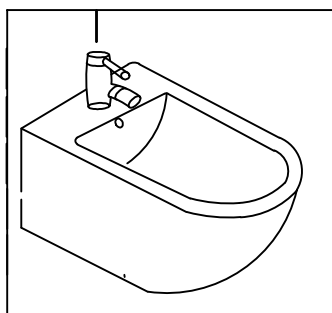
Distance between the pins(from the wall) are  
180 mm



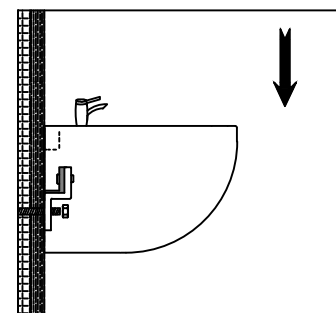
Smart-fix plus montaging equipment is mounted  
to wall



Equipment bolts are fastened to surface collaterally  
with using water gauge



Armature and siphonage are installed before placing



Bidet is placed on smart-fix plus montaging  
equipment and pressed down .

